

Disclaimer/s

We hope you find the information on our website and resources useful.

Animations

This resource has been designed with animations to make it as fun and engaging as possible. To view the content in the correct formatting, please view the PowerPoint in 'slide show mode'. This takes you from desktop to presentation mode. If you view the slides out of 'slide show mode', you may find that some of the text and images overlap each other and/or are difficult to read.

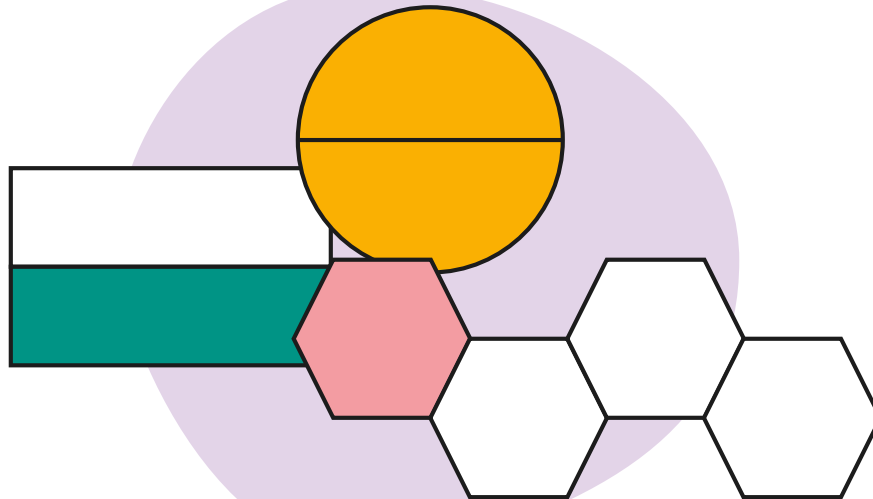
To enter slide show mode, go to the **slide show menu tab** and select either **from beginning** or **from current slide**.

Can You Find the Halves and Quarters?



Can You Find the Halves and Quarters?

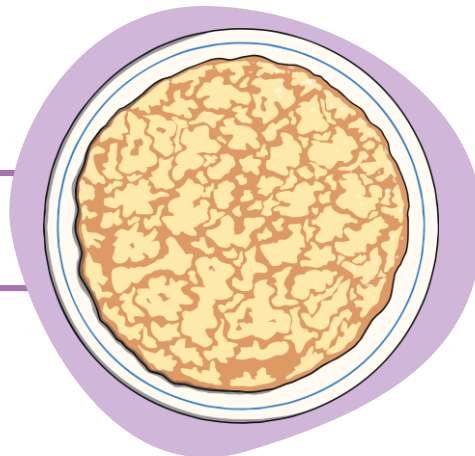
Work as a class to answer the questions in these slides and find out which shapes are halves or quarters. Watch out... there are some sneaky shapes that aren't either!



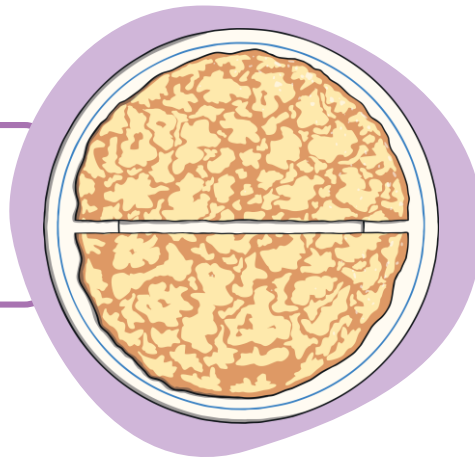
Before We Start

What is a half?

This is a whole pancake.



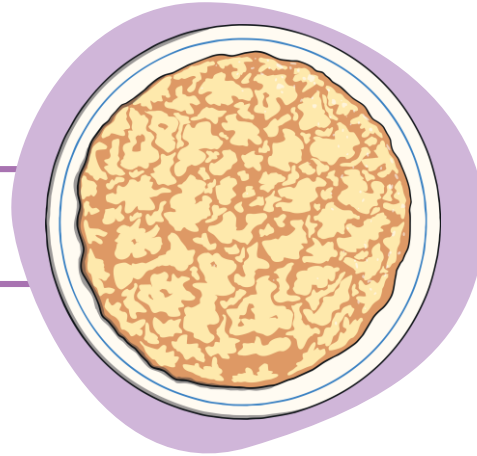
This pancake has been cut into two halves.
Each half is the same size.



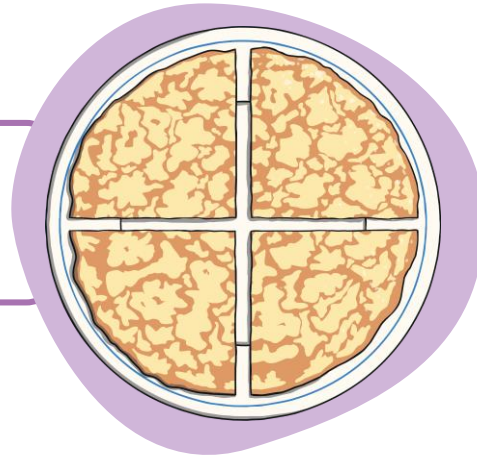
Before We Start

What is a quarter?

This is a whole pancake.



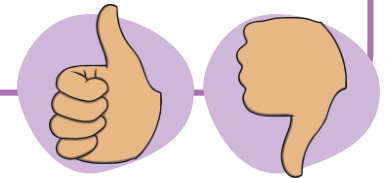
This pancake has been cut into four parts.
Each part is the same size.



These parts are called quarters.

How to Play

You will see a picture of a fraction and a question. Give your teacher a thumbs up if you think the fraction matches the question or a thumbs down if you don't think it matches.



Your teacher can then click on the answer with the most votes to see if you were right!

Ready?... Let's play!

Congratulations!

You answered all the questions!



